
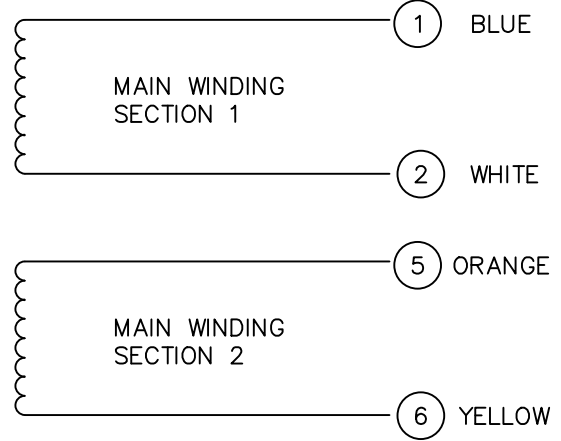

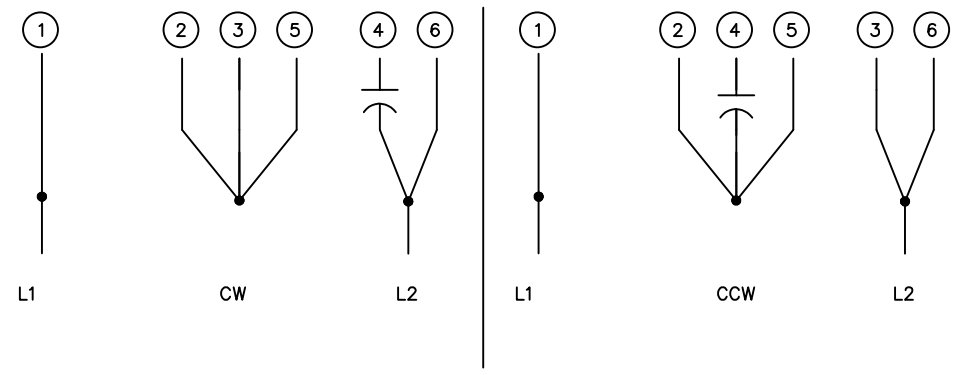


M1005040.02

COLORED LEADS

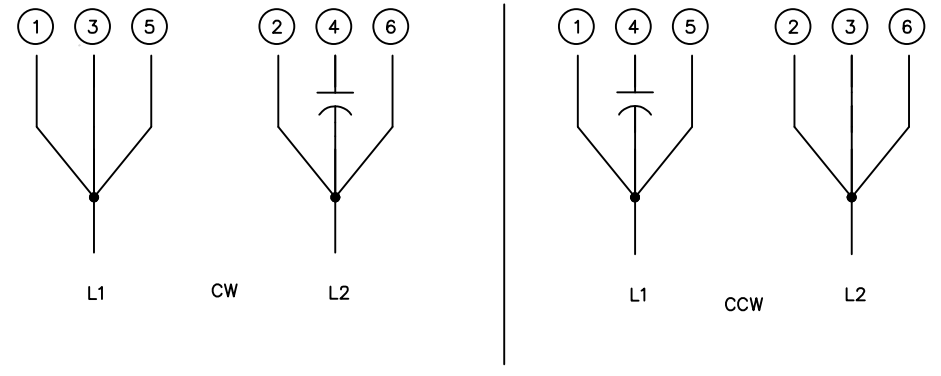


HIGH VOLTAGE CONNECTIONS



ROTATION VIEWING LEAD END OF MOTOR

LOW VOLTAGE CONNECTIONS



ROTATION VIEWING LEAD END OF MOTOR

				TOLERANCES UNLESS OTHERWISE SPECIFIED		<b>LEESON</b> ELECTRIC CORPORATION				
				DECIMALS						
				.00	± .01	DRAWN	DK	TITLE EXTERNAL WIRING DIAGRAM DUAL VOLTAGE DUAL ROTATION		
02	REDRAWN ON CAD	AJR	6/28/99	.000	± .005	CH'K'D.	10/3/91			
01	REMOVED CAP FROM LEFT DIAGRAM	DD	9/16/95	.0000	± .0005	APPR.	10/3/91	MAT'L.		
NO.	REVISION	BY	DATE	FRACTIONS	± 1/64	SCALE	NONE			
THIS DRAWING IN DESIGN AND DETAIL IS OUR PROPERTY AND MUST NOT BE USED EXCEPT IN CONNECTION WITH OUR WORK ALL RIGHTS OF DESIGN AND INVENTION ARE RESERVED				ANGLES	± 1/2°	REF.	FINISH		SIZE	DRAWING NO.
				INCH/MM		FMF	PR91376	LECO CORP.	A	M1005040.02